

Download Google Chrome

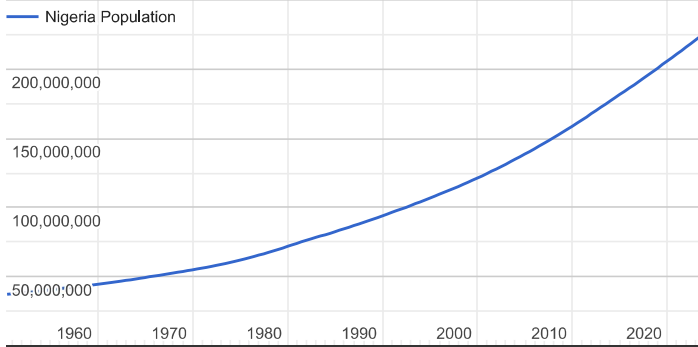
Chrome works on any operating system and on any device. Customise any way you want.

W (/) / Population (/population/) / World (/population/world/) / Africa (/population/africa/) / Western Africa (/population/africa/western-africa/) / Nigeria

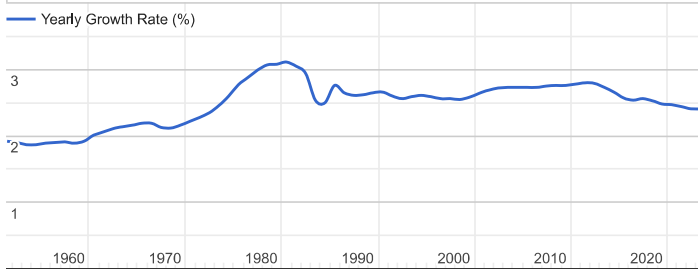
Nigeria Population (LIVE)

226,022,182

Nigeria Population (1950 - 2023)



Yearly Population Growth Rate (%)



Download Google Chrome

Chrome works on any operating system and on any device. Customise any way you want.



Download Google Chrom

Chrome works on any operating s
and on any device. Customise any v
want.

Download

- The current population of **Nigeria** is **226,005,454** as of Thursday, November 30, 2023, based on Worldometer elaboration of the latest United Nations data ¹.
- Nigeria 2023 population is estimated at **223,804,632** people at mid year.
- Nigeria population is equivalent to **2.78%** of the [total world population \(/world-population/\)](#).
- Nigeria ranks number **6** in the list of [countries \(and dependencies\) by population \(/world-population/population-by-country/\)](#).
- The population density in Nigeria is 246 per Km² (636 people per mi²).
- The total **land** area is 910,770 Km2 (351,650 sq. miles)
- **53.9 %** of the population is **urban** (120,696,717 people in 2023)
- The **median age** in Nigeria is **17.2 years**.

1. Updated on July 16, 2023 with the latest July 2023-July 2024 estimates from the United Nations, Department of Economic and Social Affairs, Population Division. [World Population Prospects: The 2022 Revision \(https://population.un.org/wpp/\)](#). (Medium-fertility variant).

<https://ads.freestar.com/?>

[utm_campaign=branding&utm_medium=banner&utm_source=worldometers.info&utm_content=worldor](#)

Population of Nigeria (2023 and historical)


Year	Population	Yearly % Change	Yearly Change	Migrants (net)	Median Age	Fertility Rate	Density (P/Km ²)	Urban Pop %	Urban Population	Country's Share of World Pop	World Population	Nigeria Global Rank
2023	223,804,632	2.41 %	5,263,420	-59,996	17.2	5.06	246	53.9 %	120,696,717	2.78 %	8,045,311,447	6
2022	218,541,212	2.41 %	5,139,889	-59,996	17.1	5.14	240	53.1 %	116,057,853	2.74 %	7,975,105,156	6
2020	208,327,405	2.47 %	5,022,913	-4,824	16.9	5.31	229	51.4 %	107,112,526	2.66 %	7,840,952,880	7
2015	183,995,785	2.71 %	4,608,586	-145,917	16.7	5.62	202	47.1 %	86,673,094	2.48 %	7,426,597,537	7
2010	160,952,853	2.76 %	4,092,426	18,073	16.7	5.98	177	42.8 %	68,949,828	2.30 %	6,985,603,105	7
2005	140,490,722	2.72 %	3,527,748	-46,749	17.0	6.07	154	38.6 %	54,288,918	2.14 %	6,558,176,119	9
2000	122,851,984	2.57 %	2,932,875	34,146	17.0	6.12	135	34.7 %	42,627,440	2.00 %	6,148,898,975	10
1995	108,187,610	2.59 %	2,594,671	43,504	16.7	6.27	119	32.2 %	34,785,545	1.88 %	5,743,219,454	10
1990	95,214,257	2.64 %	2,325,801	107,212	16.4	6.46	105	29.7 %	28,276,132	1.79 %	5,316,175,862	10
1985	83,585,251	2.76 %	2,126,762	19,791	16.5	6.62	92	25.6 %	21,434,266	1.72 %	4,861,730,613	10
1980	72,951,439	3.03 %	2,020,025	184,467	17.0	6.85	80	22.1 %	16,139,321	1.64 %	4,444,007,706	11
1975	62,851,312	2.49 %	1,456,410	75,448	17.5	6.77	69	19.9 %	12,535,584	1.54 %	4,069,437,231	11
1970	55,569,264	2.16 %	1,128,693	7,960	18.0	6.47	61	17.9 %	9,942,297	1.50 %	3,695,390,336	12
1965	49,925,799	2.13 %	999,491	28,207	18.3	6.37	55	16.6 %	8,296,771	1.50 %	3,337,111,983	14
1960	44,928,342	1.93 %	817,824	12,174	18.3	6.36	49	15.5 %	6,955,737	1.49 %	3,019,233,434	14

Year	Population	Yearly % Change	Yearly Change	Migrants (net)	Median Age	Fertility Rate	Density (P/Km ²)	Urban Pop %	Urban Population	Country's Share of World Pop	World Population	Nigeria Global Rank
1955	40,839,223	1.89 %	729,971	-12,619	18.3	6.40	45	12.1 %	4,952,844	1.49 %	2,746,072,141	14

Source: **Worldometer** (www.worldometers.info/)

Elaboration of data by United Nations, Department of Economic and Social Affairs, Population Division. [World Population Prospects: The 2022 Revision \(https://population.un.org/wpp/\)](https://population.un.org/wpp/). (Medium-fertility variant).

[back to top ↑](#)



Nigeria Population Forecast

-59,996

Year	Population	Yearly % Change	Yearly Change	Migrants (net)	Median Age	Fertility Rate	Density (P/Km ²)	Urban Pop %	Urban Population	Country's Share of World Pop	World Population	Nigeria Global Rank
2025	234,573,603	2.40 %	5,249,240	-59,996	17.5	4.90	258	55.6 %	130,312,056	2.86 %	8,191,988,453	6
2030	262,580,426	2.28 %	5,601,365	-59,996	18.3	4.45	288	59.5 %	156,299,881	3.07 %	8,546,141,327	6
2035	291,591,598	2.12 %	5,802,234	-59,996	19.1	4.00	320	63.4 %	184,887,647	3.28 %	8,879,397,401	6
2040	320,779,660	1.93 %	5,837,612	-59,996	20.1	3.61	352	67.4 %	216,083,536	3.49 %	9,188,250,492	5
2045	349,603,702	1.74 %	5,764,808	-59,996	21.2	3.26	384	71.6 %	250,285,391	3.69 %	9,467,543,575	4
2050	377,459,883	1.55 %	5,571,236		22.4	2.99	414	76.1 %	287,130,349	3.89 %	9,709,491,761	3

Source: **Worldometer** (www.worldometers.info/)

Elaboration of data by United Nations, Department of Economic and Social Affairs, Population Division. (<https://esa.un.org/unpd/wpp/>) [World Population Prospects: The 2022 Revision \(https://population.un.org/wpp/\)](https://population.un.org/wpp/). (Medium-fertility variant).

Nigeria Demographics

Main Page: [Demographics of Nigeria \(/demographics/nigeria-demographics/\)](/demographics/nigeria-demographics/)

⌚ LIFE EXPECTANCY

53.87 years

(life expectancy at birth, both sexes)

[View by sex and historical chart \(/demographics/nigeria-demographics/#life-exp\)](/demographics/nigeria-demographics/#life-exp)

👶 INFANT MORTALITY

70.6

(infant deaths per 1,000 live births)

[View historical chart \(/demographics/nigeria-demographics/#u5-infa-title\)](/demographics/nigeria-demographics/#u5-infa-title)

⚰ DEATHS UNDER AGE 5

109.1

(per 1,000 live births)

[View historical chart \(/demographics/nigeria-demographics/#u5-infa-title\)](/demographics/nigeria-demographics/#u5-infa-title)

Main Cities by Population in Nigeria

(includes boroughs, districts, urban agglomerations, etc.)

#	CITY NAME	POPULATION
1	Lagos	9,000,000
2	Kano	3,626,068
3	Ibadan	3,565,108
4	Kaduna	1,582,102
5	Port Harcourt	1,148,665
6	Benin City	1,125,058
7	Maiduguri	1,112,449
8	Zaria	975,153
9	Aba	897,560
10	Jos	816,824
11	Ilorin	814,192
12	Oyo	736,072
13	Enugu	688,862
14	Abeokuta	593,100
15	Abuja	590,400
16	Sokoto	563,861
17	Onitsha	561,066
18	Warri	536,023
19	Ebute Ikorodu	535,619
20	Okene	479,178
21	Calabar	461,796
22	Uyo	436,606
23	Katsina	432,149
24	Ado-Ekiti	424,340
25	Akure	420,594
26	Bauchi	316,149
27	Ikeja	313,196
28	Makurdi	292,645
29	Minna	291,905
30	Efon-Alaaye	279,319
31	Ilesa	277,904
32	Owo	276,574
33	Umuahia	264,662
34	Ondo	257,005
35	Ikot Ekpene	254,806
36	Iwo	250,443
37	Gombe	250,258
38	Jimeta	248,148
39	Atani	230,000
40	Gusau	226,857
41	Mubi	225,705

#	CITY NAME	POPULATION
42	Ikire	222,160
43	Owerri	215,038
44	Shagamu	214,558
45	Ijebu-Ode	209,175
46	Ugep	200,276
47	Nnewi	193,987
48	Ise-Ekiti	190,063
49	Ila Orangun	179,192
50	Saki	178,677
51	Bida	171,656
52	Awka	167,738
53	Ijero-Ekiti	167,632
54	Inisa	164,161
55	Suleja	162,135
56	Sapele	161,686
57	Osogbo	156,694
58	Kisi	155,510
59	Gbongan	139,485
60	Ejigbo	138,357
61	Funtua	136,811
62	Igboho	136,764
63	Buguma	135,404
64	Ikirun	134,240
65	Abakaliki	134,102
66	Okrika	133,271
67	Amaigbo	127,300
68	Lafia	127,236
69	Gashua	125,817
70	Modakeke	119,529

See also

- **[Demographics of Nigeria \(/demographics/nigeria-demographics/\)](/demographics/nigeria-demographics/)**
 - **[Median Age \(/demographics/nigeria-demographics/#median-age/\)](/demographics/nigeria-demographics/#median-age/)** (Historical Chart)
 - **[Total Fertility Rate \(/demographics/nigeria-demographics/#tfr/\)](/demographics/nigeria-demographics/#tfr/)** (Historical Chart)
 - **[Urban vs. Rural Population \(/demographics/nigeria-demographics/#urb/\)](/demographics/nigeria-demographics/#urb/)** (Historical Chart)
- **[Gross Domestic Product \(GDP\) of Nigeria \(/gdp/nigeria-gdp/\)](/gdp/nigeria-gdp/)**
- **[Africa Population \(/world-population/africa-population/\)](/world-population/africa-population/)**
- **[World Population \(/world-population/\)](/world-population/)**
- **[World Map \(/world-map/\)](/world-map/)**
- **[World Population by Country \(/world-population/population-by-country/\)](/world-population/population-by-country/)**

Notes

The **Nigeria Population (Live)** counter shows a continuously updated estimate of the current population of Nigeria delivered by [Worldometer's RTS algorithm \(/licensing/what/\)](#), which processes data collected from the United Nations Population Division.

The **Population of Nigeria (1950 - 2023)** chart plots the total population count as of July 1 of each year, from 1950 to 2023.

The **Yearly Population Growth Rate** chart plots the annual percentage changes in population registered on July 1 of each year, from 1951 to 2023. This value can differ from the *Yearly % Change* shown in the historical table, which shows the last year equivalent percentage change assuming homogeneous change in the preceding five year period.

Definitions

Year: as of July 1 of the year indicated.

Population: Overall total population (both sexes and all ages) in the country as of July 1 of the year indicated, as estimated by the United Nations, Department of Economic and Social Affairs, Population Division. (<https://esa.un.org/unpd/wpp/>) [World Population Prospects: The 2022 Revision](#) (<https://population.un.org/wpp/>). For forecasted years, the U.N. medium-fertility variant is used.

[Read More Definitions...](#)

Share This!

worldometer (/)

[about \(/about/\)](#) | [faq \(/faq/\)](#) | [languages \(/languages/\)](#) | [contact \(/contact/\)](#)



[\(/newsletter-subscribe/\)](#)



[\(/https://twitter.com/Worldometers\)](https://twitter.com/Worldometers)



[\(/https://www.facebook.com/Worldometers.info\)](https://www.facebook.com/Worldometers.info)

© Copyright Worldometers.info - All rights reserved - [Disclaimer & Privacy Policy \(/disclaimer/\)](#)